



Applications



Exterior



Floor Tile

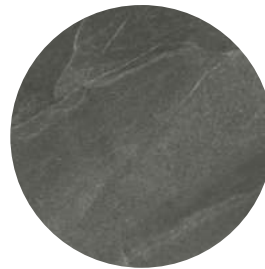


Interior



Wall Tile

Colors



Ash




Dark



Greige



Moon



Sand



Taupe




Sizes



24" x 48"



Technical Data

Variation	Mohs Hardness	Breaking Modules	Water Absorbption	Abrasion Resistance	Dynamic Coefficient of Friction	Resistance to Frost (ASTM)
 V2	N/A	>45 N/mm ²	<= 0.1%	N/A	> 0.40	Frost Proof